

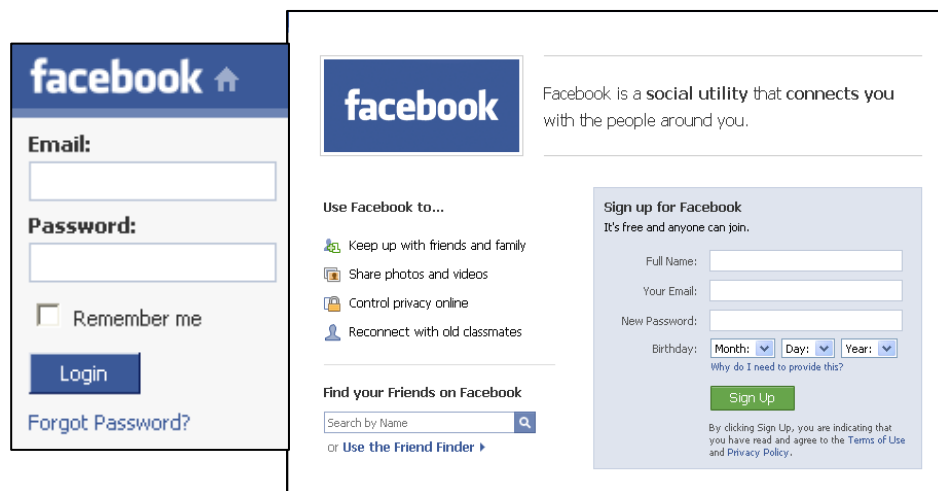
# Facebook

## What is Facebook?

Facebook is a social utility that connects people with friends and others who work, study and live around them. People use Facebook to keep up with friends, upload an unlimited number of photos, share links and videos, and learn more about the people they meet.

## How do I sign-up for an account?

1. At the Sign-up page—*enter your name, email address, birthday* and the **password** you wish to use for signing into your account in the future.
2. If you are part of one of the supported colleges or work networks, than you will receive instructions on what to do next, if you are not a member of any of these networks, than you can join a regional network after registration.
3. Facebook will send you an email to the address you provided during sign up. This email will contain a **confirmation link that you must follow** in order to complete the registration process.



The image shows two parts of the Facebook interface. On the left is the login page, featuring the Facebook logo, an 'Email:' field, a 'Password:' field, a 'Remember me' checkbox, a 'Login' button, and a 'Forgot Password?' link. On the right is the sign-up page, which includes the Facebook logo, a descriptive sentence about Facebook, a list of reasons to use Facebook (e.g., 'Keep up with friends and family'), a search bar for finding friends, and a 'Sign up for Facebook' section with fields for 'Full Name', 'Your Email', 'New Password', and 'Birthday' (with dropdown menus for month, day, and year), a 'Sign Up' button, and a disclaimer about terms and privacy policy.

## How do I sign into my Facebook account?

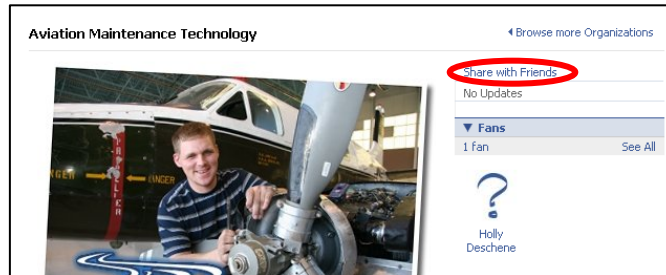
1. Please *use* your **current email address** for your FaceBook login and a secure (strong) password that you keep to yourself.
2. Your password must be at least 6 characters long and can be any combination of letters and numbers.

## Become an Aviation Fan @

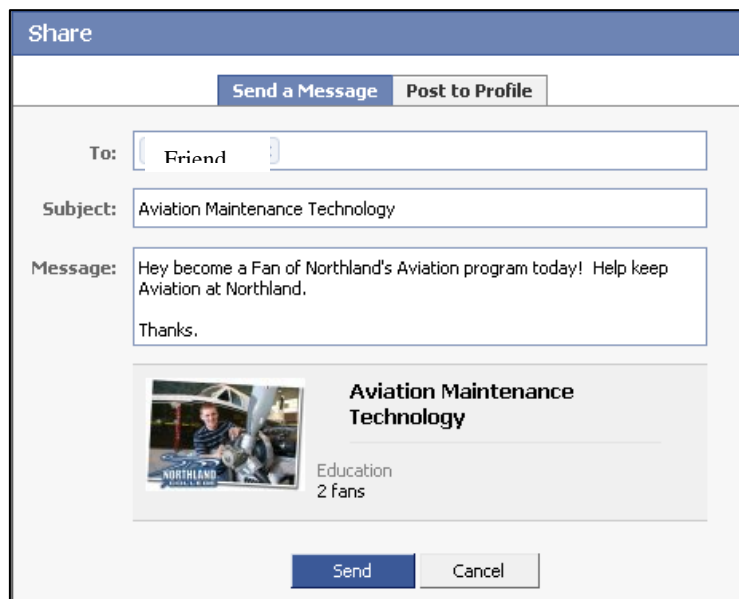
Go to the Northland College Aviation Maintenance Technology FaceBook page at: <http://www.facebook.com/pages/Aviation-Maintenance-Technology/31216070726> and become a fan instantly.

## Share with Friends

1. Click on the **Share with Friends** link at the top right side of the Aviation Maintenance Technology page.



2. Type the **name, friends list, or email address** of the friend or friends you wish to share this page with.
3. Type a **message** and let your friends know that they should become a friend of NCTC's Aviation program.
4. Click **Send**.

A screenshot of the Facebook 'Share' dialog box. At the top, there are two tabs: 'Send a Message' (selected) and 'Post to Profile'. The 'To:' field is set to 'Friend'. The 'Subject:' field contains 'Aviation Maintenance Technology'. The 'Message:' field contains the text: 'Hey become a Fan of Northland's Aviation program today! Help keep Aviation at Northland. Thanks.'. Below the message is a preview of the Aviation Maintenance Technology page, showing the name, category 'Education', and '2 fans'. At the bottom, there are 'Send' and 'Cancel' buttons.